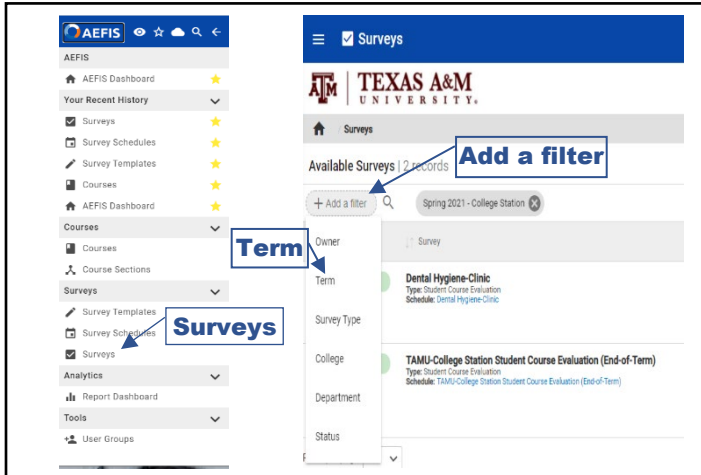
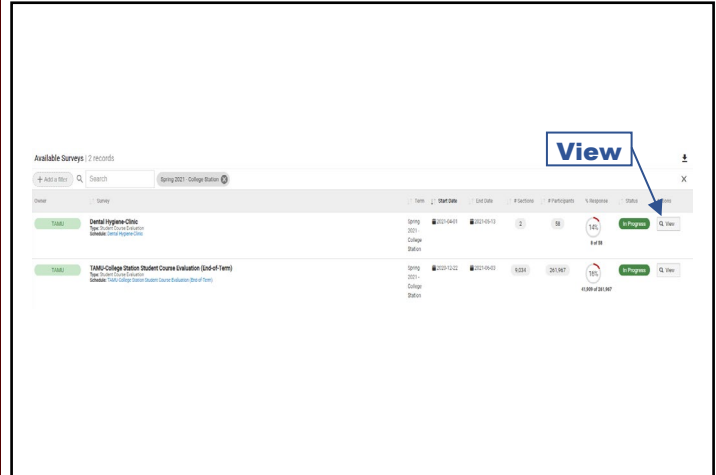


# How to Preview Student Course Evaluation (SCE) Assigned Courses in AEFIS

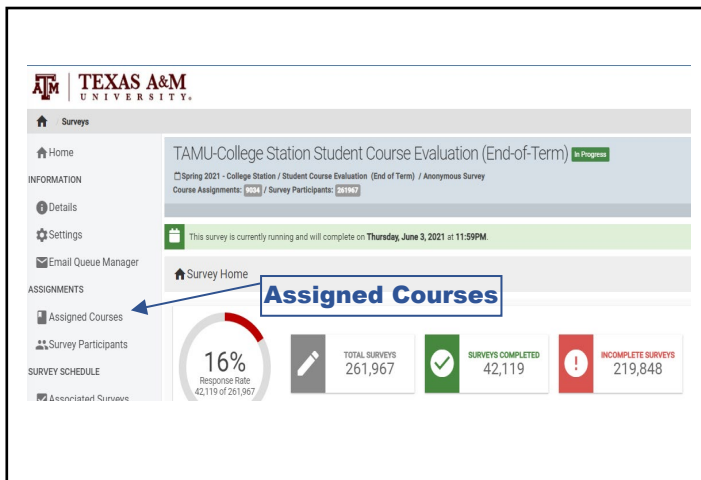
Follow These Simple Steps



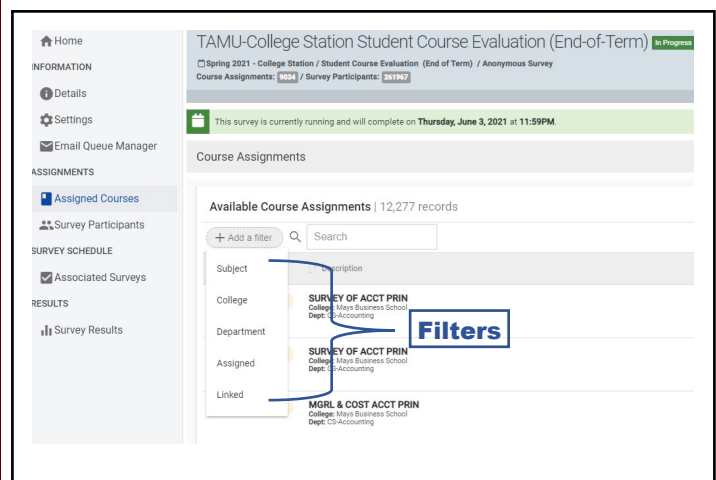
1. Login to AEFIS at <https://tamu.aefis.net> and authenticate via CAS. Select **Surveys** using the AEFIS menu and **Add a filter** using **Term** (i.e., Spring 2021-College Station).



2. Click **View** to see the current survey for TAMU-College Station Student Course Evaluation (i.e., Spring 2021-College Station).



3. Select **Assigned Courses** to view and verify a list of assigned courses.



4. **Filters** (Subject, College, Department, Assigned, and Linked) can be added. The filter, Assigned, allows departments to verify both assigned and unassigned (291, 484, 485, 491, 684, 685, and 691) courses.

For additional questions, email [assessment@tamu.edu](mailto:assessment@tamu.edu) or visit <https://assessment.tamu.edu>.