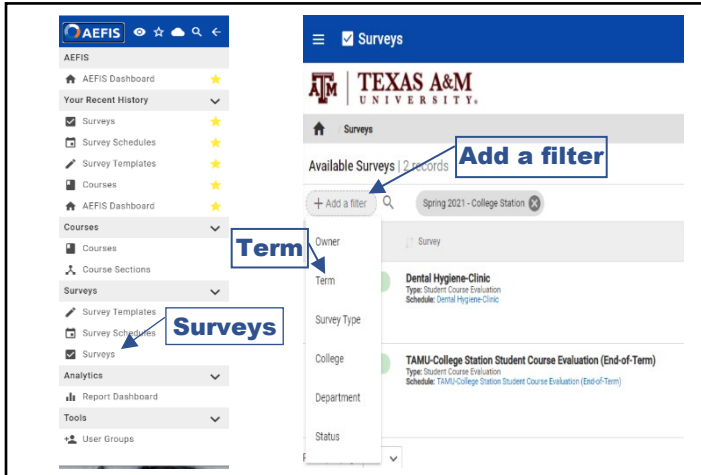
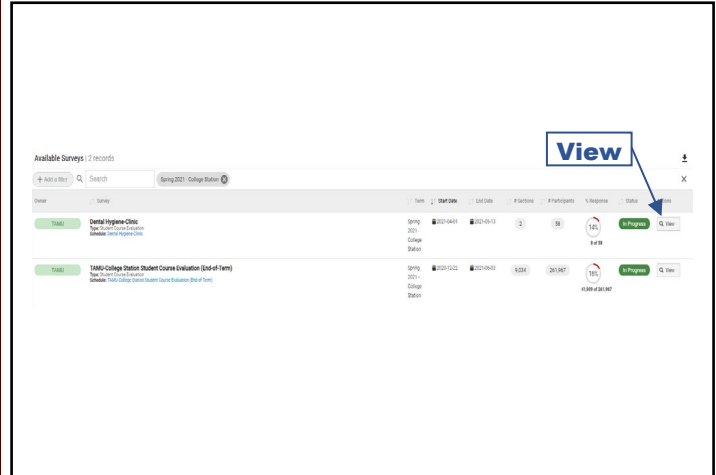


# How to Preview Student Course Evaluation (SCE) Survey Schedules in AEFIS

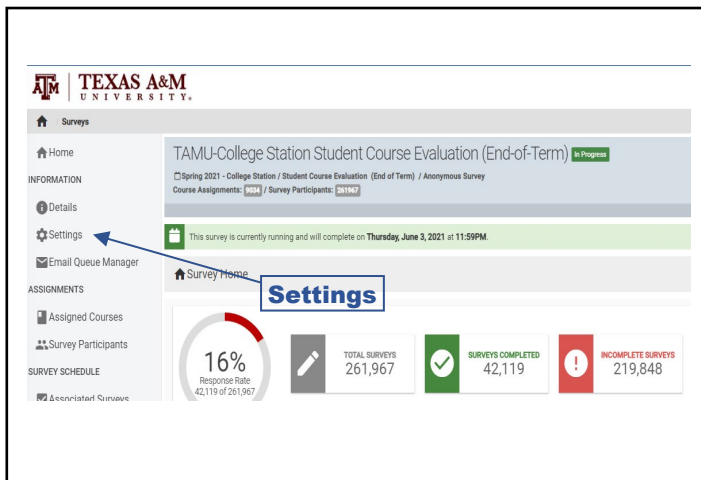
Follow These Simple Steps



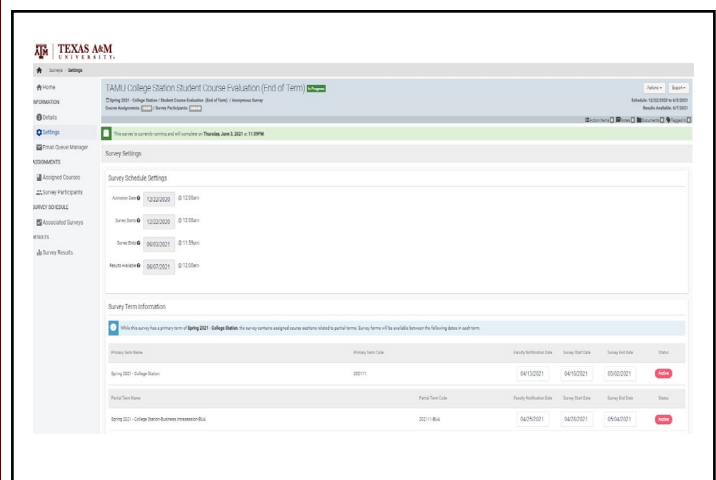
1. Login to AEFIS at <https://tamu.aefis.net> and authenticate via CAS. Select **Surveys** using the AEFIS menu and **Add a filter** using **Term** (i.e., Spring 2021-College Station).



2. Click **View** to see the current survey for TAMU-College Station Student Course Evaluation (i.e., Spring 2021-College Station). The Survey View provides an overview of current survey(s) running during a specific semester (Spring 2021-College Station).



3. Click the **Settings** button to see a list of all terms and partial terms running for the semester term file (Spring-2021), along with Survey Schedule Settings (Term Settings).



4. Each semester there are around 200 additional "Partial Terms" assigned and this view shows the status of each partial term.

For additional questions, email [assessment@tamu.edu](mailto:assessment@tamu.edu) or visit <https://assessment.tamu.edu>.