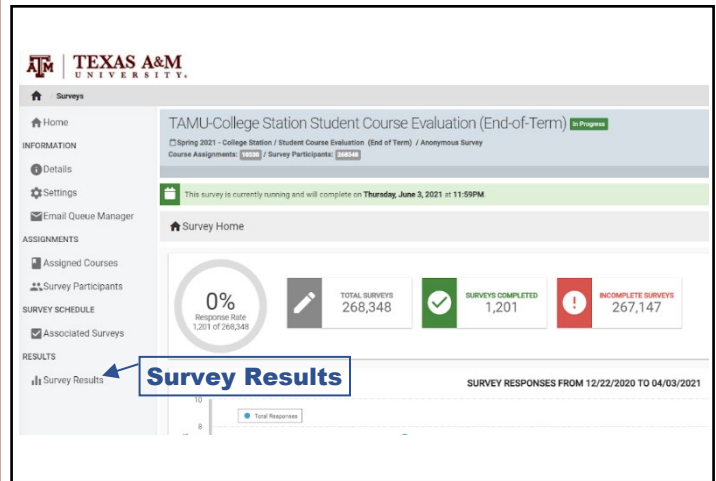
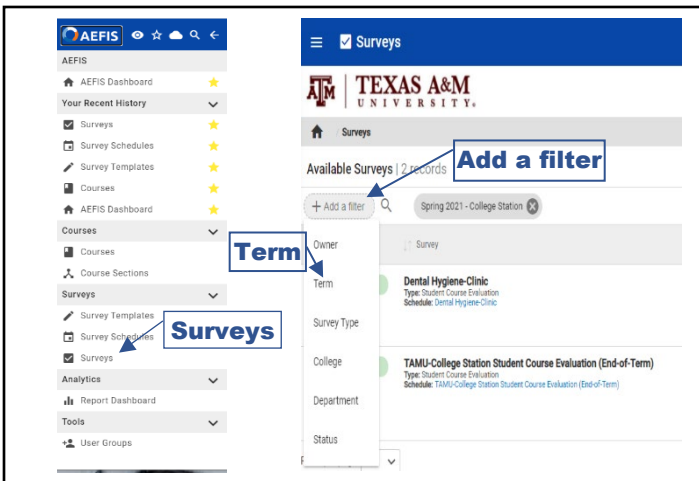


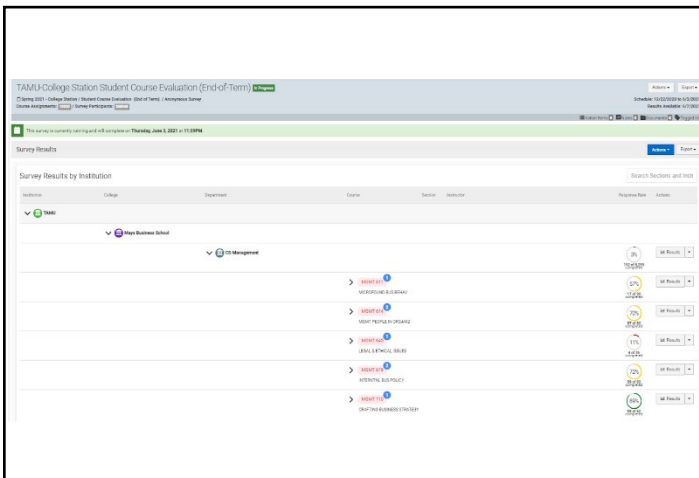
How to Preview Response Rates in AEFIS

Follow These Simple Steps

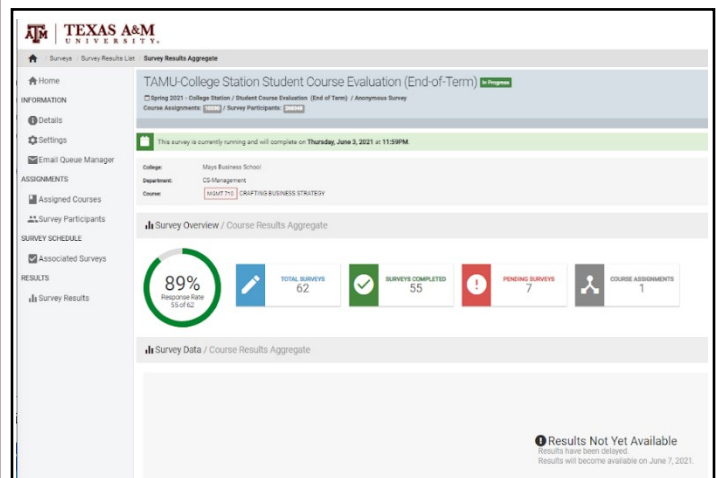


1. Login to AEFIS at <https://tamu.aefis.net> and authenticate via CAS. Select **Surveys** under the AEFIS Menu and **Add a filter** using **Term** (i.e., Spring 2021-College Station).

2. Click **View** to see current survey for TAMU-College Station Student Course Evaluation (i.e. Spring 2021-College Station), then click **Survey Results** for current response rates in AEFIS.



3. Use **Down arrows** to drill down for course/section current response rates during open SCE terms (including Regular Terms and Partial Terms).



4. Clicking the Results button will only produce an overview of SCE. Results are only available once SCE semester surveys have ended and final grades have been submitted.

For additional questions, email assessment@tamu.edu or visit <https://assessment.tamu.edu>.