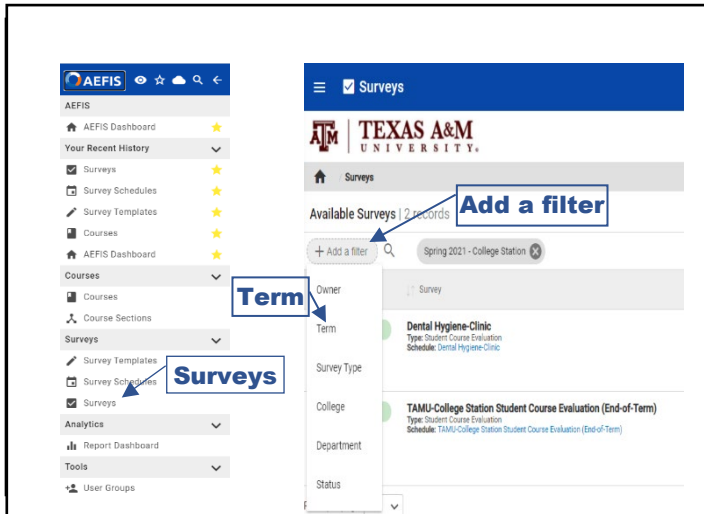
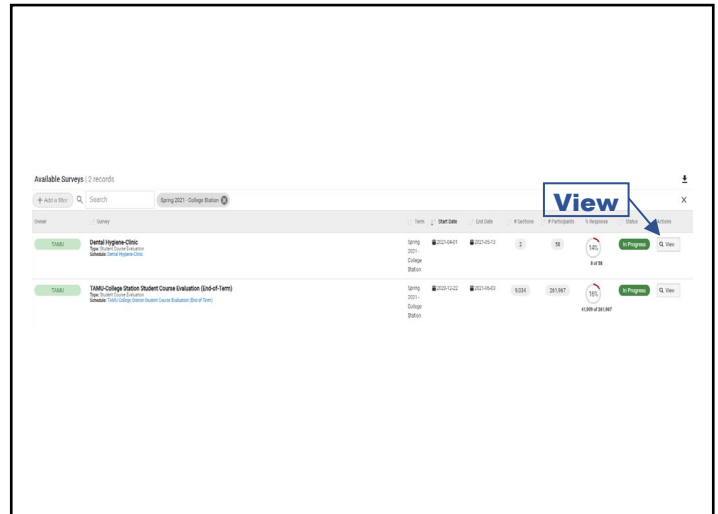


How to Preview Student Course Evaluation (SCE) Template in AEFIS

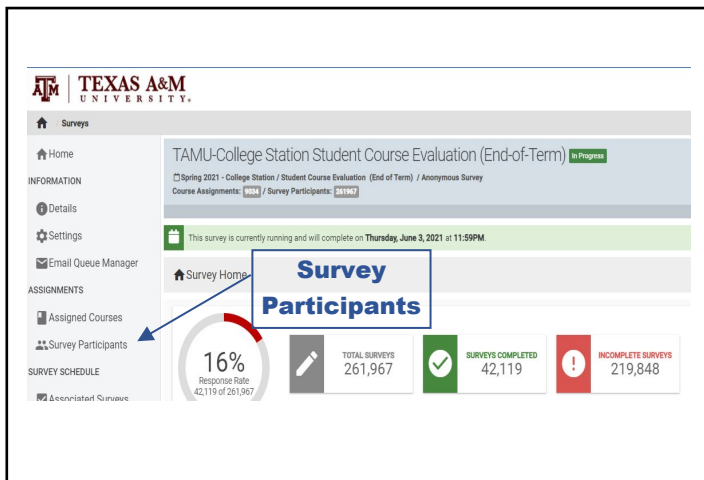
Follow These Simple Steps



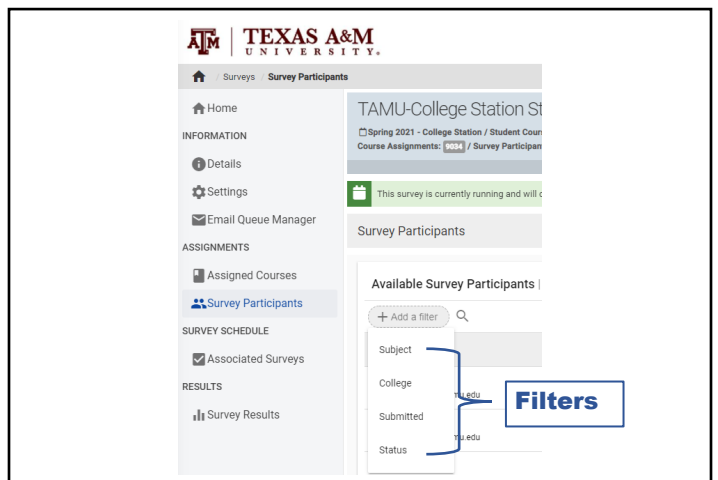
1. Login to AEFIS at <https://tamu.aefis.net> and authenticate via CAS. Select **Surveys** using the AEFIS menu and **Add a filter** using **Term** (i.e., Spring 2021-College Station).



2. Click **View** to see the current survey for TAMU-College Station Student Course Evaluation (i.e., Spring 2021-College Station).

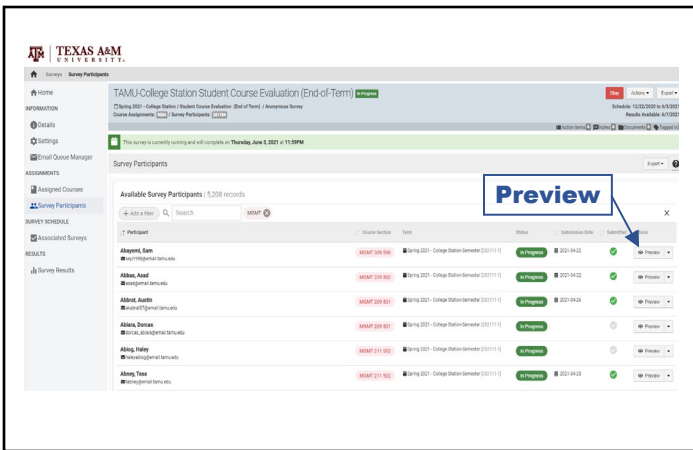


3. Click **Survey Participants** for a list of students.



4. Use Add a filter to filter by Subject, College, Submitted, or Status. Select **Subject** (i.e., MGMT) for a list of that subject's courses.

How to Preview Student Course Evaluation (SCE) Template in AEFIS - Continued



5. Click **Preview** to see how the Student Course Evaluation appears to students.

For additional questions, email assessment@tamu.edu or visit <https://assessment.tamu.edu>.