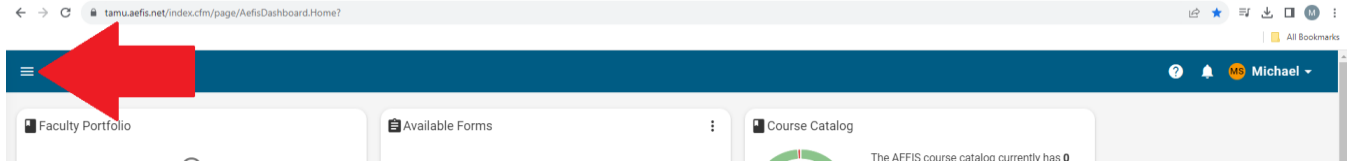


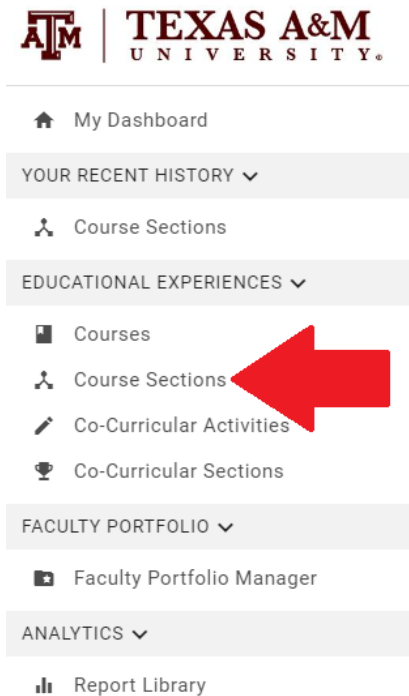


Instructors - How to Find SCE Dates for Courses

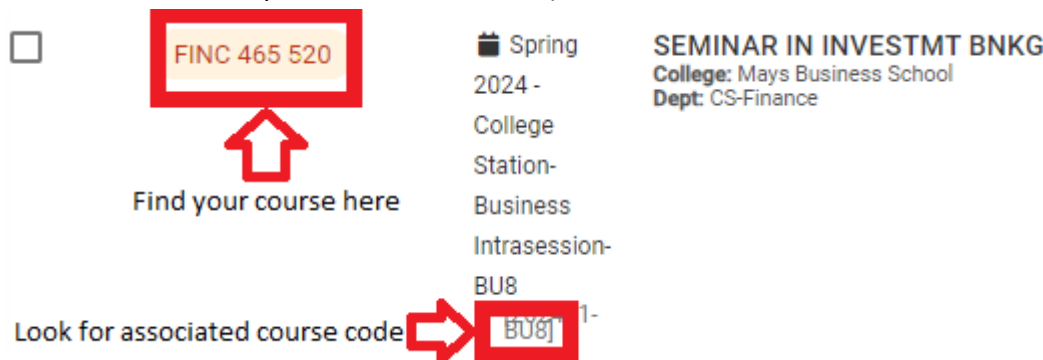
- 1.) Once logged into HelioCampus (formerly AEFIS), click the three horizontal lines in the upper left-hand corner to open up the menu



- 2.) Locate and click on "Course Sections"



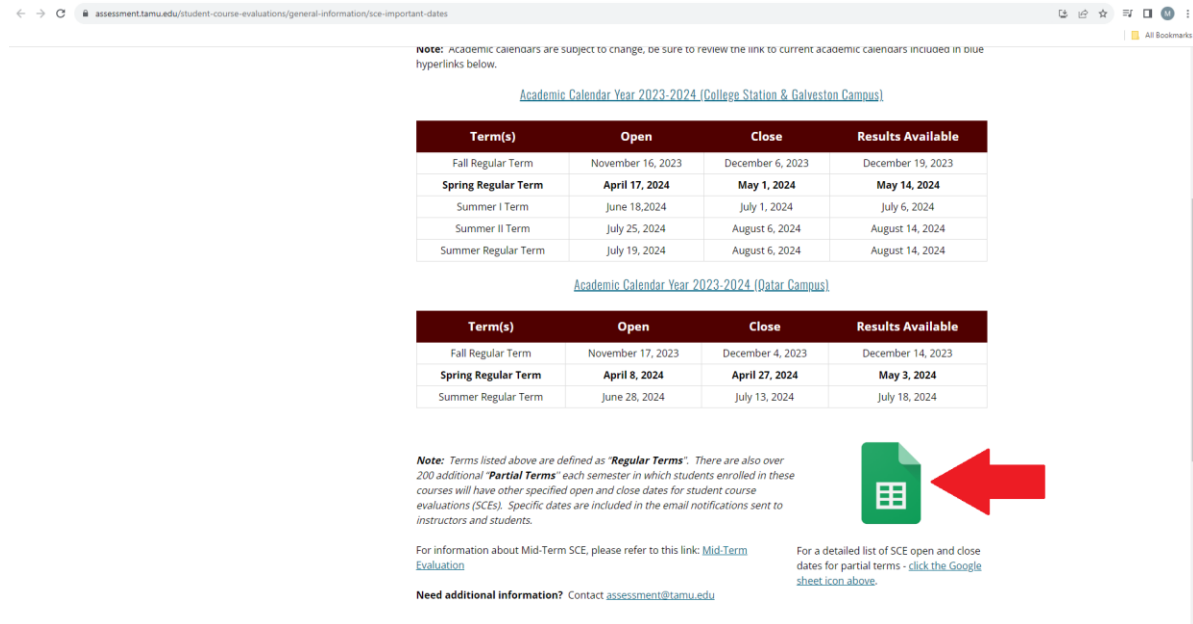
- 3.) Search for your specific course and find the associated term code (For example, FINC 465-520 is associated with partial term code BU8)



4.) Once you find the term code associated with your course, click this link or copy and paste

<https://assessment.tamu.edu/student-course-evaluations/general-information/sce-important-dates>

into your browser. Scroll down to the bottom, and click on the icon for a detailed list of SCE open and close dates for partial terms



5.) From there, search the associated partial term code for your course, and find the affiliated SCE dates

	Partial Term CO	Partial Term NAME	College/School/Campus Name	SCE Start Date in HelioCampus (AEFIS)	SCE End Date in HelioCampus (AEFIS)	Results Available Date in HelioCampus (AEFIS)
69	202411-BU6	Spring 2024 - College Station-Business Intrasession-BU6	Mays Business School	2/24/2024	3/2/2024	3/5/2024
70	202411-BU7	Spring 2024 - College Station-Business Intrasession-BU7	Mays Business School	3/8/2024	3/21/2024	5/14/2024
71	202411-BU8	Spring 2024 - College Station-Business Intrasession-BU8	Mays Business School	2/7/2024	2/7/2024	3/5/2024
72	202411-BU9	Spring 2024 - College Station-Business Intrasession-BU9	Mays Business School	4/12/2024	4/25/2024	5/14/2024